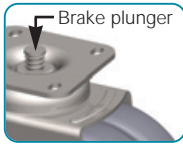


Pressed steel, zinc-chromatized double ball race swivel yoke, twin wheels design



TWB Wheel locking brake

Widely used for mobile units equipped with a centralized lock linkage system. Wheel braking / release is activated by means of a brake plunger which is in turn controlled by the linkage system.

P Top Plate Fitting

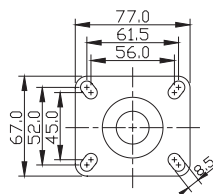
TPR Wheel Plastic hub, grey color thermoplastic rubber tire

Brake type	mm	mm	mm	mm	mm	mm	mm	mm	kg	Code
Wheel locking brake	075x2	25x2		70 x 55	56.5 x 41 / 50.5 x 41	5.5	31.4	103.0	100	TW75BP4/W312N
	100x2	25x2		70 x 55	56.5 x 41 / 50.5 x 41	5.5	37.0	126.5	100	TW100BP4/W412N
Non-brake Free swivel	075x2	25x2		77 x 67	61.5 x 52 / 56.0 x 45	8.5	31.4	103.0	100	TW75P2/W312N
	075x2	25x2		70 x 55	56.5 x 41 / 50.5 x 41	5.5	31.4	103.0	100	TW75P4/W312N
	100x2	25x2		77 x 67	61.5 x 52 / 56.0 x 45	8.5	37.0	126.5	100	TW100P2/W412N
	100x2	25x2		70 x 55	56.5 x 41 / 50.5 x 41	5.5	37.0	126.5	100	TW100P4/W412N

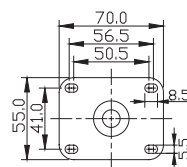


TPU Wheel Plastic hub, grey color polyurethane tire

Brake type	mm	mm	mm	mm	mm	mm	mm	mm	kg	Code
Wheel locking brake	075x2	25x2		70 x 55	56.5 x 41 / 50.5 x 41	5.5	31.4	103.0	100	TW75BP4/W315CX
	100x2	25x2		70 x 55	56.5 x 41 / 50.5 x 41	5.5	37.0	126.5	100	TW100BP4/W415CX
Non-brake Free swivel	075x2	25x2		77 x 67	61.5 x 52 / 56.0 x 45	8.5	31.4	103.0	100	TW75P2/W315CX
	075x2	25x2		70 x 55	56.5 x 41 / 50.5 x 41	5.5	31.4	103.0	100	TW75P4/W315CX
	100x2	25x2		77 x 67	61.5 x 52 / 56.0 x 45	8.5	37.0	126.5	100	TW100P2/W415CX
	100x2	25x2		70 x 55	56.5 x 41 / 50.5 x 41	5.5	37.0	126.5	100	TW100P4/W415CX















P2



P4













T Threaded Stem Fitting with Hex Base Washer

TPR Wheel Plastic hub, grey color thermoplastic rubber tire

Brake type	 mm	 mm		 mm	 mm	 mm	 mm	 kg	Code
Non-brake	075x2	25x2		1/2-13UNC	1"	31.4	103.0	100	TW75T2/W312N
Free swivel	075x2	25x2		M12 P1.75	25.0	31.4	103.0	100	TW75T4/W312N
	100x2	25x2		1/2-13UNC	1"	37.0	126.5	100	TW100T2/W412N
	100x2	25x2		M12 P1.75	25.0	37.0	126.5	100	TW100T4/W412N



TPU Wheel Plastic hub, grey color polyurethane tire


Brake type	 mm	 mm		 mm	 mm	 mm	 mm	 kg	Code
Non-brake	075x2	25x2		1/2-13UNC	1"	31.4	103.0	100	TW75T2/W315CX
Free swivel	075x2	25x2		M12 P1.75	25.0	31.4	103.0	100	TW75T4/W315CX
	100x2	25x2		1/2-13UNC	1"	37.0	126.5	100	TW100T2/W415CX
	100x2	25x2		M12 P1.75	25.0	37.0	126.5	100	TW100T4/W415CX



TW

Twin Wheel Castors

Pressed steel, zinc-chromatized double ball race swivel yoke, twin wheels design



TWB Wheel locking brake

Widely used for mobile units equipped with a centralized lock linkage system. Wheel braking / release is activated by means of a brake plunger which is in turn controlled by the linkage system.


H Bolt Hole Fitting

TPR Wheel Plastic hub, grey color thermoplastic rubber tire

Brake type	 mm	 mm		 mm	 mm	 mm	 kg	Code
Non-brake Free swivel	075x2	25x2		10.3	31.4	100.0	100	TW75H1/W312N
	075x2	25x2		12.3	31.4	100.0	100	TW75H2/W312N
	075x2	25x2		12.8	31.4	100.0	100	TW75H3/W312N
	100x2	25x2		10.3	37.0	123.5	100	TW100H1/W412N
	100x2	25x2		12.3	37.0	123.5	100	TW100H2/W412N
	100x2	25x2		12.8	37.0	123.5	100	TW100H3/W412N



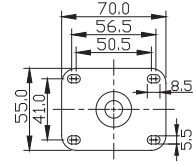
TPU Wheel Plastic hub, grey color polyurethane tire

Brake type	 mm	 mm		 mm	 mm	 mm	 kg	Code
Non-brake Free swivel	075x2	25x2		10.3	31.4	100.0	100	TW75H1/W315CX
	075x2	25x2		12.3	31.4	100.0	100	TW75H2/W315CX
	075x2	25x2		12.8	31.4	100.0	100	TW75H3/W315CX
	100x2	25x2		10.3	37.0	123.5	100	TW100H1/W415CX
	100x2	25x2		12.3	37.0	123.5	100	TW100H2/W415CX
	100x2	25x2		12.8	37.0	123.5	100	TW100H3/W415CX



Option: Stainless Steel Twin Wheels Castors

Pressed stainless steel double ballrace swivel yoke, electrolytic polishing finish, thermoplastic rubber wheel with stainless steel precision ball bearing (AISI440C) and threadguards, all metal parts in stainless steel material



P4

P Top Plate Fitting

TPR-SS Wheel Plastic hub, grey color thermoplastic rubber tire

Brake type	mm	mm	mm	mm	mm	mm	mm	mm	kg	Code
TWB	075x2	25x2		70 x 55	56.5 x 41 / 50.5 x 41	5.5	31.4	103.0	100	TW75BP4SS/W312NS
Wheel locking brake	100x2	25x2		70 x 55	56.5 x 41 / 50.5 x 41	5.5	37.0	126.5	100	TW100BP4SS/W412NS
Non-brake	075x2	25x2		70 x 55	56.5 x 41 / 50.5 x 41	5.5	31.4	103.0	100	TW75P4SS/W312NS
Free swivel	100x2	25x2		70 x 55	56.5 x 41 / 50.5 x 41	5.5	37.0	126.5	100	TW100P4SS/W412NS



T Threaded Stem Fitting with Hex Base Washer

TPR-SS Wheel Plastic hub, grey color thermoplastic rubber tire

Brake type	mm	mm	mm	mm	mm	mm	mm	kg	Code
Non-brake	075x2	25x2		1/2-13UNC	1"	31.4	103.0	100	TW75T2SS/W312NS
Free swivel	075x2	25x2		M12 P1.75	25.0	31.4	103.0	100	TW75T4SS/W312NS
	100x2	25x2		1/2-13UNC	1"	37.0	126.5	100	TW100T2SS/W412NS
	100x2	25x2		M12 P1.75	25.0	37.0	126.5	100	TW100T4SS/W412NS



H Bolt Hole Fitting

TPR-SS Wheel Plastic hub, grey color thermoplastic rubber tire

Brake type	mm	mm	mm	mm	mm	mm	kg	Code
Non-brake	075x2	25x2		10.3	31.4	100.0	100	TW75H1SS/W312NS
Free swivel	075x2	25x2		12.3	31.4	100.0	100	TW75H2SS/W312NS
	075x2	25x2		12.8	31.4	100.0	100	TW75H3SS/W312NS
	100x2	25x2		10.3	37.0	123.5	100	TW100H1SS/W412NS
	100x2	25x2		12.3	37.0	123.5	100	TW100H2SS/W412NS
	100x2	25x2		12.8	37.0	123.5	100	TW100H3SS/W412NS

